

# Electro-Pneumatically Operated, Remote Controlled Monitor Valve


Model: FP 400E-6X




### Description

The Bermad Remote Controlled On-Off valves replace motor driven valves or actuated quarter turn valves. They are especially suitable for oscillating or remote controlled Monitors, and for installation in modern foam systems where a shut-off function is required. The Electro-Pneumatically actuation by a compact solenoid is resource saving, while providing maximum safety also in seawater and foam concentrate applications.


### Typical Applications

- 
Remote monitor


---

- 
Foam systems


---

- 
Zone isolating, on-off remote control


---

- 
Offshore platforms / marine vessels

---

- 
Sea water/corrosive water supplies

---

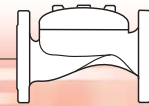
- 
Increased reliability of dry solenoid

### Features and Benefits

- **3-Way control system** – Avoids continuous releasing
- **Simple design** – Cost effective
- **Smooth opening and closing characteristics** – Prevents water surge
- **One-piece vulcanized diaphragm** – Reliability
- **Quick cover removal** – Minimal downtime
- **Remote reset** – Shut-off on remote command

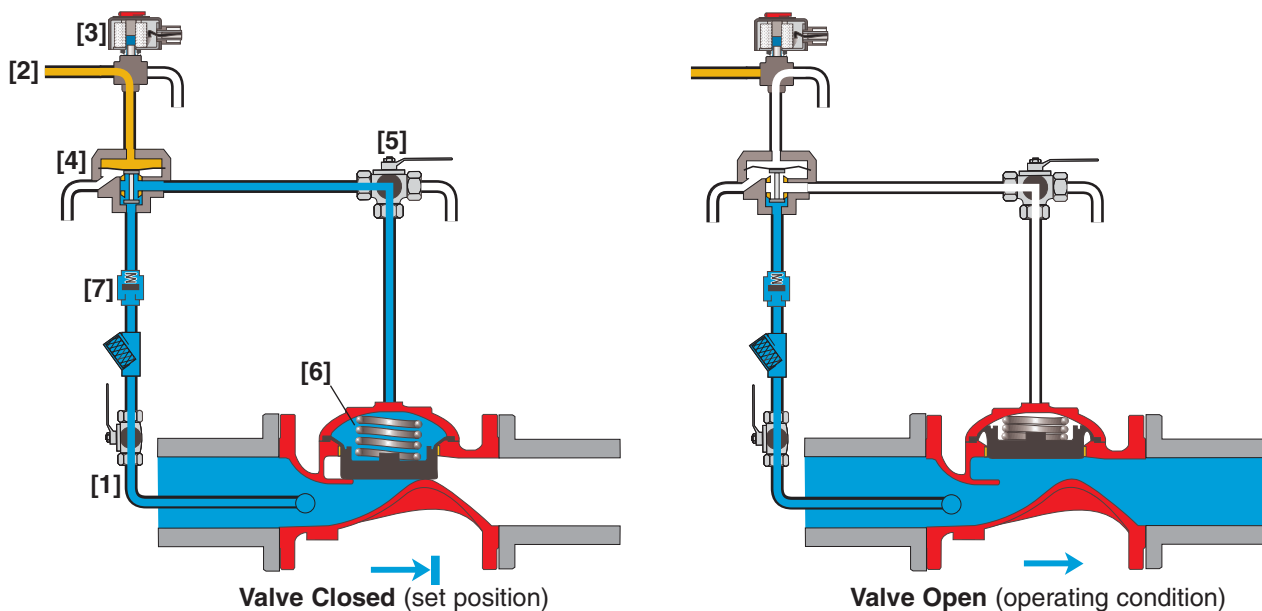
### Optional Features

- **Seawater service** (add FS as prefix to model)
- **Foam concentrate service** (add FC as prefix to model)
- **Explosion-proof for hazardous locations** (code: 7/8/9)
- **Dry solenoid pilot valve** (for corrosive media)
- **Electric indication** (Limit Switch or Pressure Switch)



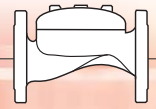
## Operation

The Model FP 400E-6X is an on/off solenoid controlled valve designed to open and close drip-tight in response to an electric signal, using external pneumatic pressure (see data for minimum air pressure supply). It is a line pressure driven, diaphragm actuated globe valve, which harnesses line pressure [1] to develop maximum hydraulic power. Dry pilot line pneumatic pressure [2] is applied, through a 3-Way Solenoid [3], to a 3-way Relay Valve (HRV-3) [4], opening it. Through the override cock valve [5], the HRV-3 applies upstream pressure to the valve's control chamber [6] closing the main valve. The Model FP 400E-6X can be supplied in either the standard normally closed (energize to open) or the optional fail safe open (energize to close) configuration. The solenoid can be supplied in various voltages and specifications. The Check Valve [7] traps high pressure peaks, ensuring that the valve remains locked in the closed position to maintain drip-tight sealing.



## Engineer Specifications

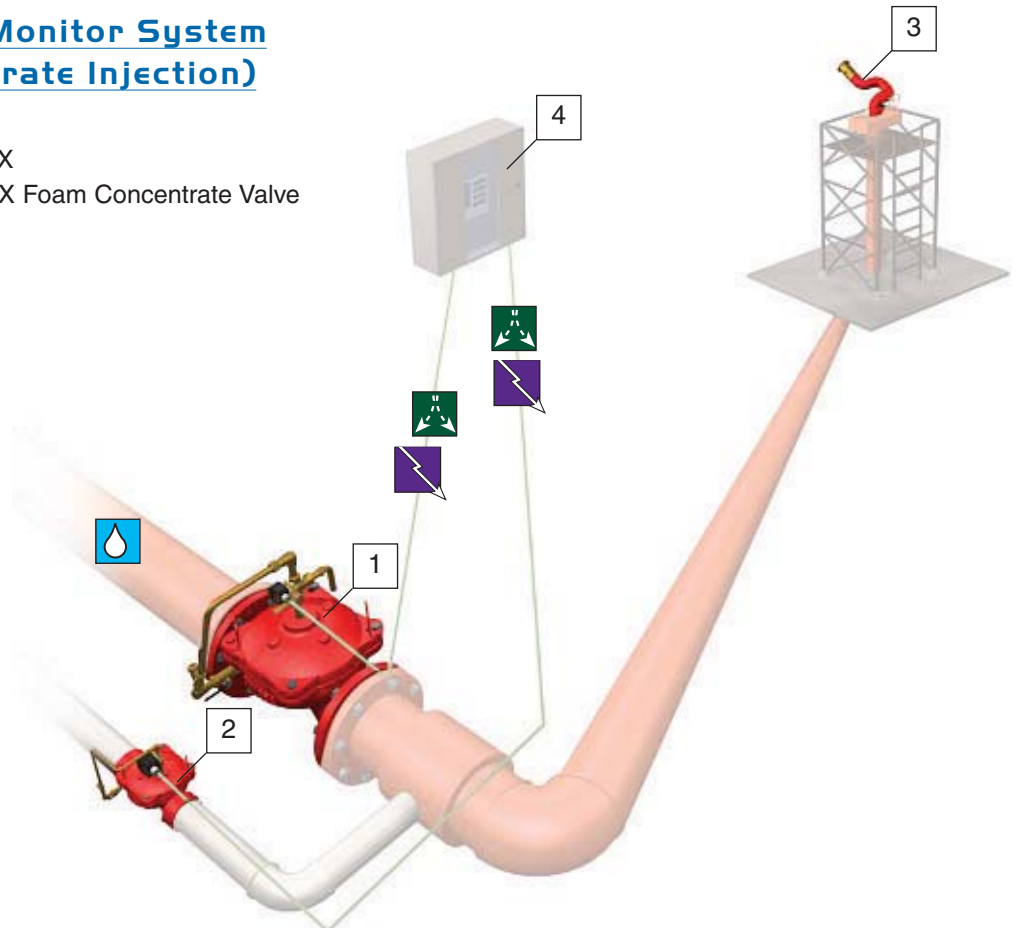
- The valve shall be electro-pneumatically operated elastomeric type globe valve with a **rolling-diaphragm**.
- The valve shall have an **unobstructed flow path**, with no stem guide or **supporting ribs**.
- Valve actuation shall be accomplished by a fully peripherally supported, one-piece balanced rolling-diaphragm, vulcanized with a rugged radial seal disk. The diaphragm assembly shall be the only moving part.
- The valve shall have a removable cover for quick in-line service enabling all necessary inspection and servicing.
- The control trim shall consist of non-corrosive tubing and fittings, and plated brass accessories, including 3-Way Solenoid Valve, 3-way Relay Valve HRV-3, Y strainer, 3-Way Manual Override Valve and check valve.
- The control trim shall be supplied as an assembly, pre-assembled and hydraulically tested at an ISO 9000 and 9001 certified factory.
- The Electro-Pneumatically Controlled Valve shall open and close in response to an electric signal or to a dry pilot line pneumatic pressure drop.



## Remote Controlled Monitor System (with Foam Concentrate Injection)

### System Components

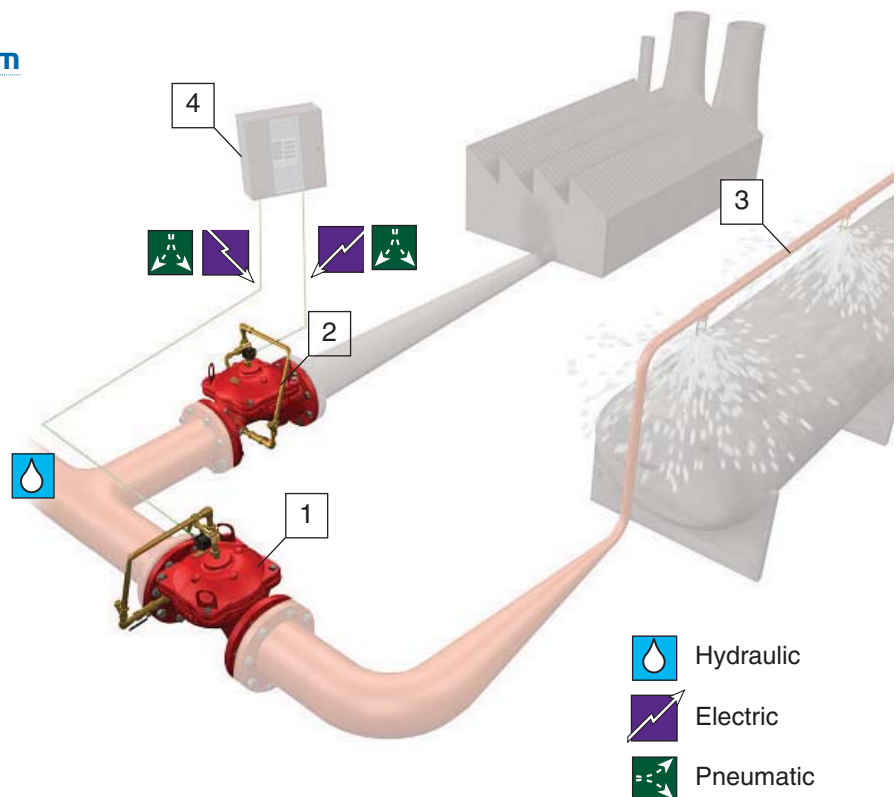
- 1 - BERMAD Model FP 400E-6X
- 2 - BERMAD Model FC 400E-6X Foam Concentrate Valve
- 3 - Remote Controlled Monitor
- 4 - Control Panel






## Emergency Zone Isolation System

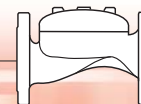
### System Components

- 1 - BERMAD FP 400E Deluge Valve
- 2 - BERMAD Model FP 400E-6X Remote Controlled Shut-off Valve
- 3 - Deluge Spray System
- 4 - Control Panel



-  Hydraulic
-  Electric
-  Pneumatic

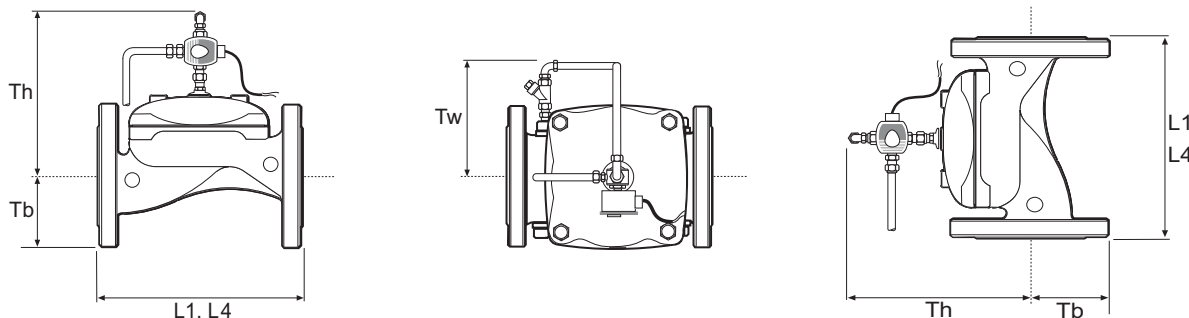
# BERMAD Fire Protection



Model: FP 400E-6X

400 Series

## Technical Data



Size	1 1/2"		2"		2 1/2"		3"		4"		6"		8"		10"		12"		
	mm	inch	mm	inch	mm	inch	mm	inch	mm	inch	mm	inch	mm	inch	mm	inch	mm	inch	
Dimensions	(1)L1	205	8 1/16	205	8 1/16	205	8 1/16	257	10 2/16	320	12 10/16	415	16 5/16	500	19 11/16	607	23 14/16	725	28 9/16
	(2)L4	205	8 1/16	205	8 1/16	N/A	N/A	257	10 2/16	320	12 10/16	N/A	N/A	N/A	N/A	N/A	N/A	N/A	N/A
	Tw	133	5 4/16	133	5 4/16	139	5 8/16	142	5 9/16	163	6 7/16	211	8 5/16	225	8 14/16	225	8 14/16	289	1 16/16
	Tb	64	2 9/16	78	3 1/16	89	3 8/16	100	3 15/16	115	4 8/16	140	5 8/16	172	6 12/16	204	8 1/16	242	9 8/16
	Th	173	6 13/16	173	6 13/16	185	7 5/16	209	8 4/16	229	9	304	11 15/16	355	14	355	14	472	18 9/16

### Notes:

- L1 is for flanged ANSI #150 and ISO 16
- L4 is for grooved end connections.
- Provide adequate clearance around valve for maintenance.
- Data is for envelope dimensions. Specific component positioning may vary.

### Connection Standard

- Flanged: ANSI B16.42 (Ductile Iron), B16.5 (Steel & Stainless Steel), B16.24 (Bronze)
- ISO PN16
- Grooved: ANSI/AWWA C606 for 2, 3, 4 & 6"

### Water Temperature

- 0.5 – 50°C (33 – 122°F)

### Available Sizes

- 1 1/2, 2, 2 1/2, 3, 4, 6, 8, 10 & 12"

### Pressure Rating\*

- Max. working pressure: 250 psi (17 bar)

\* Pressure rating might be limited due to solenoid valve rating

### Air Pressure supply

- Valve opens on pneumatic pressure drop
- Minimum Pneumatic pressure – 5 bar
- Pneumatic Pilot line must be continually pressurized to keep the main valve closed.
- Optional: Fail Safe Close (pressure to open)

## Materials

### Manufacturers Standard Materials

#### Main valve body and cover

- Ductile Iron ASTM A-536

#### Main valve internals

- Stainless Steel & Elastomer

#### Control Trim System

- Brass control components/accessories
- Stainless Steel 316 tubing & fittings

#### Elastomers

- Polyamide fabric reinforced Polyisoprene, NR

#### Coating

- Electrostatic Powder Coating Polyester, Red (RAL 3002)

### Optional Materials

#### Main valve body

- Carbon Steel ASTM A-216 WCB
- Stainless Steel 316
- Ni-Al-Bronze ASTM B-148

#### Control Trim

- Stainless Steel 316
- Monel® and Al-Bronze
- Hastelloy C-276

#### Elastomers

- NBR
- EPDM

#### Coating

- High Built Epoxy Fusion-Bonded with UV Protection, Anti-Corrosion

### Solenoid Pilot Valve

#### Standard

- 3-way, direct actuated type
- Brass body
- Main valve closed when de-energized
- Enclosure: General purpose watertight, NEMA 4 and 4X / IP65, Class F
- Power: 24VDC, 8 watts
- UL - Listed

#### Options (see also ordering guide)

- Hazardous locations:
  - Class I Division 1, Gr. A, B, C, D, T4 (code 7)
  - Class I Division 2, Gr. A, B, C, D, T4
  - ATEX, EEx d IIC T5 (code 9)
- Voltage: see ordering guide (voltage option table)
- Stainless steel 316 body material (code K)



bermadfire@bermad.com • www.bermad.com

The information herein is subject to change without notice. BERMAD shall not be held liable for any errors. All rights reserved. © Copyright by BERMAD. PE4PE-6X 04